


Happy  
Mother's  
Day

# *This Workbook*

BELONGS TO:



# My Mom is FULL of LOVE!

My mom loves to say:



Picture of my  
mom:

My mom loves to eat:

My mom loves to do:

My mom loves ME and I love HER!

# My Super Mom



Thank you for being:

Strong

Caring

Hard working

Strong

Funny

Loving

Kind

Smart

Helpful

Creative

## All about my Mom!

My Mom's favorite food is \_\_\_\_\_

My Mom is strong and he can lift \_\_\_\_\_

Together we like to \_\_\_\_\_

I know my mom loves me because \_\_\_\_\_

My favorite thing about my mom is \_\_\_\_\_

Happy Mother's Day!

Love,

\_\_\_\_\_  
♡♡




HAPPY MOTHER'S DAY



HAPPY  
MOTHER'S  
DAY *I Love You*



# Mother's Day



**I love my mom because** \_\_\_\_\_  
\_\_\_\_\_



Happy  
Mother's  
Day  
To An  
Amazing  
Mom!



HAPPY MOTHER'S DAY

# Mother's Day



# World's Best Mom




M is for Mom!

# *Mother's Day Badge*

## **WORLD'S BEST MOM**

Print on the card. Design and color a badge that best represents your mom, cut it out and secure a clip to the back for your mom to proudly wear on Mother's Day.




# Mom's Day At Home

Make time with your mom  
by reading a book



Pick a book and go to your  
comfy spot and read together.

Do an activity with your  
Mom that she chooses




Watch movie and such

Draw a picture for your Mom.



Draw your Mom's portrait.

Sing or dance together  
with your Mom



Take photos of your moment

# Mom's Day Crown

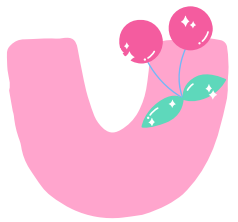
Directions:

1. Print this page on cardstock.
2. Decorate the crown with crayons or markers.
3. Cut out the crown and add the bands.
4. Tape the bands together to make one long band. Then, connect both ends with tape to go around the top of your head. (Adjust and make more bands if needed.)
5. Tape the crown behind the part of the band that goes on your forehead.
6. Give it to Mom as a gift for Mother's Day.





Happy Mothers' Day



Love you lots Mama.  
Happy Mom's Day!



I mean,  
look how  
I turned  
out!







You're an  
awesome mom!

Happy Mother's Day



HAPPY MOTHER'S DAY

Cut out and use these images for your card




# Coupon Card for Mom

To Mom, I owe you...

---

---

Love,



To Mom, this coupon is for

---

---

Love,



To Mom, redeemable for

---

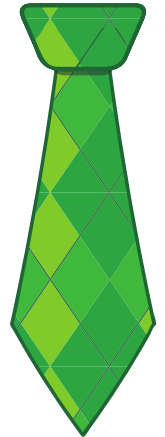
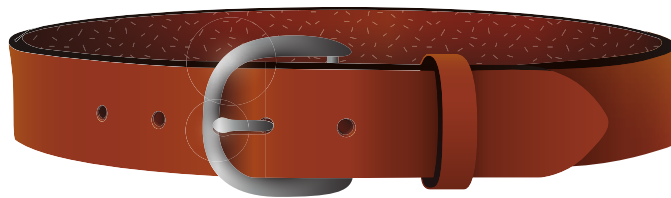
---

Love,



























# Find Mom's Things

Find and circle all Mom's things for Mother's Day.



# Mother's Day Report Card

Signed: \_\_\_\_\_

<b>Good singer</b>	  
<b>Good cook</b>	  
<b>Good driver</b>	  
<b>Comedian</b>	  
<b>Good listener</b>	  
<b>Good helper</b>	  
<b>Spoils me</b>	  
<b>Good cuddler</b>	  

General comment:

---


---

# Letter Sound Match


Match the letter to the picture that starts with the beginning sound.

Complete the words.


M •




O •



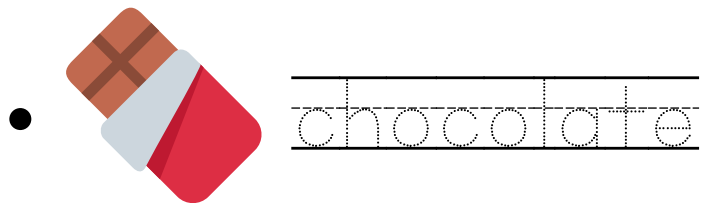
T •




H •



E •



R •



# Mother's Day Choice

Look at the pictures and tick the correct option.



- hug
- kiss
- play




- mother
- grandmother
- daughter



- heart
- flowers
- chocolate



- cake
- candy
- ice cream



- father
- mother
- son



- cake
- flowers
- chocolate



- gift
- candy
- rose



- necklace
- perfume
- ring



- balloon
- gift
- card



- cake
- candy
- balloons



- necklace
- perfume
- ring






- house
- yard
- garden



# Things My Mom Can Do

Cut and paste the correct sentence or phrase to each picture.



# Things My Mom Taught Me

Cut and paste the correct sentence or phrase to each picture.



-----



-----



-----



-----



-----



-----



-----



-----



-----

# Things My Mom Can Do

Cut and paste the correct sentence or phrase to each picture.

My mom can do laundry.

My mom can clean.

My mom can bake.

My mom can cook.

My mom can give me love.

My mom can read stories with me.

My mom can play with me.

My mom can work.

My mom can buy groceries.

# Things My Mom Taught Me

Cut and paste the correct sentence or phrase to each picture.

Make my bed

Read my book

Tie my shoelaces

Wash my hands

Brush my teeth

How to write


Comb my hair

How to get dressed

Fold my clothes

# Mother's Day Maze

Help mom find her way home.





HAPPY MOTHER'S DAY

# Mother's Day Flower Pot

Using your hand print complete the flower pot below and give it to mom as a mother's day gift.



Happy Mother's Day

I am like a flower that is  
raised with love by you.  
You help me grow up big  
and strong mom.  
Thanks for all the love!